


Beckah Krahula



TANGLED ARTWORKS

A SHOWCASE OF INSPIRED ILLUSTRATED DESIGNS



Beckah Krahula

500

TANGLED ARTWORKS

A SHOWCASE OF INSPIRED ILLUSTRATED DESIGNS



Quarry Books

100 Cummings Center, Suite 406L
Beverly, MA 01915

quarrybooks.com • www.craftside.net

© 2015 by Quarry Books

First published in the United States of America in 2015 by
Quarry Books, a member of
Quarto Publishing Group USA Inc.
100 Cummings Center
Suite 406-L
Beverly, Massachusetts 01915-6101
Telephone: [978] 282-9590
Fax: [978] 283-2742
www.quarrybooks.com
Visit www.Craftside.net for a behind-the-scenes peek at our crafty world!

All rights reserved. No part of this book may be reproduced in any form without written permission of the copyright owners. All images in this book have been reproduced with the knowledge and prior consent of the artists concerned, and no responsibility is accepted by the producer, publisher, or printer for any infringement of copyright or otherwise, arising from the contents of this publication. Every effort has been made to ensure that credits accurately comply with information supplied. We apologize for any inaccuracies that may have occurred and will resolve inaccurate or missing information in a subsequent reprinting of the book.

10 9 8 7 6 5 4 3 2 1

ISBN: 978-1-59253-993-2

Digital edition published in 2015
eISBN: 978-1-62788-170-8

Library of Congress Control Number 2014950482

Cover and Interior Design: *tabula rasa* graphic design

Cover images: (left to right; top to bottom), Beckah Krahula, Susan Cirigliano, Jan Huling, Barb Round, CZT, Judy West, Suzanne McNeill, David Nelson, Valnoir, Metastazis Studio, Brenda Shaver Shahin, CZT; spine, Judy West; back jacket, (left to right), Dorian Eng, Vanessa Adao, Beckah Krahula, Mary Jane Holcroft

Printed in China

To the artist within all of us!



Michele Beauchamp.

Contents

Introduction . . . 6

ONE

The Art of the Meditative Tile . . . 11

TWO

Style and the Tangle . . . 29

THREE

Zentangle-Inspired Art (ZIA) . . . 75

FOUR

Mixed-Media ZIAs . . . 101

FIVE

Fiber and Textile ZIAs . . . 141

SIX

ZIAs in Sculpture . . . 155

Artist Directory . . . 173

About the Author . . . 176

Acknowledgments . . . 176

Introduction

“As an art instructor for thirty years, I am always amazed as I watch what my students create with the tools that I give them. Tangling is one of the most empowering tools I have ever learned or taught.” —Beckah Krahula

Zentangle™, a meditative art form, created by Maria Thomas and Rick Roberts, has spread within a decade to over twenty-three countries. As an instructor who teaches this art form, I have been privileged to witness this amazing art form spread. Many practitioners have learned how to tangle as one person shares this technique with another. I have watched as ordinary people create surprisingly beautiful pieces. Beginners go from timidly picking up their pen to create to confidently expressing themselves with their art. The quick transformation is amazing.

“Zentangle is not an art form for the masses. It is an art form by the masses.”

—Maria Thomas and Rick Roberts

For many, this simple technique of using repetitive strokes to increase focus is a valuable tool they want to share with family or friends, but soon the art they have created on a

meditative tile is the wordless expression they also feel compelled to share. These beautiful abstract drawings that do not come from a preconceived idea, but are a surprisingly organic expression unfolding before the creator’s eyes, attract not only the creator’s eyes but also those of many more.

“Creative people always take their passions and interests into every aspect of their life.” —Jo Packham

As you will see in the Zentangled-Inspired Art (ZIA) section of this book, tangles are no different than other creative people. Tanglers eventually start to make this art their own, and tangleations or versions of their own patterns show up spontaneously in all their creative work.

WHAT IS ZENTANGLE?

The incredible artwork in this book was created either as a zentangle or

a zentangle-inspired Artwork, or ZIA. Officially, Zentangle is the word for the method used in which repetitive patterns are drawn to increase awareness and focus. Zentangle can also refer to the completed abstract art created on a finished meditative tile. The repetitive patterns, not meant to represent anything specific, are drawn on the tiles and are called *tangles*. Drawing tangles is called *tangling*, and those that draw tangles are called *tanglers*. No previous art skills are needed to tangle. In Zentangle you simply cannot fail or make a mistake. If the pattern is drawn differently than the intended tangle, you have created a tangleation of that tangle, not a mistake!

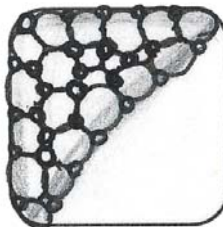
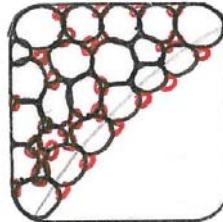
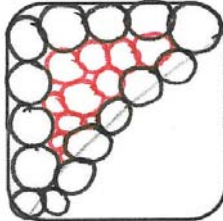
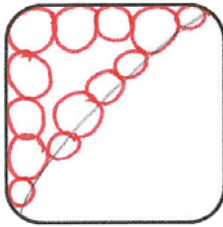
Tangles are made from a pattern that can be broken down into very few strokes and easily repeated. They are given a name so tanglers can easily describe the pattern they are using. At right are four official tangle patterns that have been stepped out.

FOUR OFFICIAL TANGLE PATTERNS STEPPED OUT

KEEKO





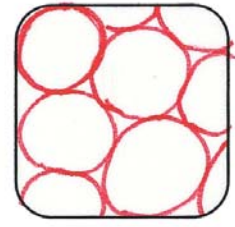
TIPPLE



STRIPING



VITRUVIUS



All tangles break down to just these five strokes.

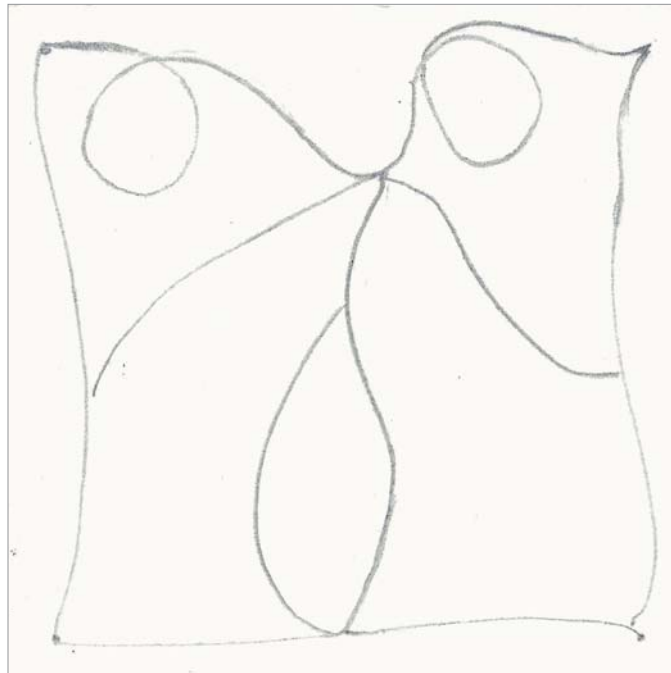
All that is needed to tangle is a drawing pen, pencil, and a $3\frac{1}{2} \times 3\frac{1}{2}$ -inch [9 x 9 cm] piece of paper, which is used to tangle on and is called a *tile*. To start tangling, first gather the pen, pencil, sketchbook, or extra sheet of paper, and tile.

1. Relax, stretch a little, and make yourself comfortable. Use the drawing pen to practice the tangles in a sketchbook. Notice the last step on each shows how to use the pencil to add some shading to that tangle. When they become familiar, you are ready to start the tile. Set your sketchbook aside and pick up your tile.

2. Use the pencil to create a light dot in each corner. Just place them where it feels right. Draw a line connecting the dots to create a border. Do not worry about drawing straight; the eye finds curved lines more interesting.

3. Spontaneously use the pencil to divide the area inside the border into four or five areas. Tanglers call this *creating the string*.

4. Pick up the tile, holding it at arm's length, and examine it in all four directions. Decide which section you want to tangle first. Using the pen, fill that area with the tangle while focusing on where you are drawing with the pen.




The spontaneity of the string insures no two pieces of art look alike.


5. Continue step four until all the sections of the tile are filled in. Recap the pen and use the pencil to shade the tangles.

6. Using the pen, initial the front of your tile and sign and date your tile on the back.

To learn much more about tangling, please refer to my first book, *One Zentangle A Day, A 6-Week Course in Creative Drawing For Relaxation, Inspiration, and Fun*, ISBN: 978-1-59253-811-9, © Quarry Books, 2012.



This tile was created using the four patterns shown. It is not necessary to fill every section of the string. The choice is yours.



ONE

The Art of the Meditative Tile

AZentangled tile is created spontaneously and always on a 3½-inch [9 cm] square piece of drawing paper in an achromatic [black, white, and grey] color scheme. These abstract pieces of art unfold before the creator's eyes one stroke at a time. Although many use the same tangles, the art on each tile is as unique as each artist that creates one.

<Top Left> Stefanie von Hoesslin


<Top Right> Stefanie von Hoesslin

<Bottom Left> Sandra Chatelain, CZT

<Bottom Right> Darlene Cranna




<001> Stefanie von Hoesslin




<002> Stefanie von Hoesslin



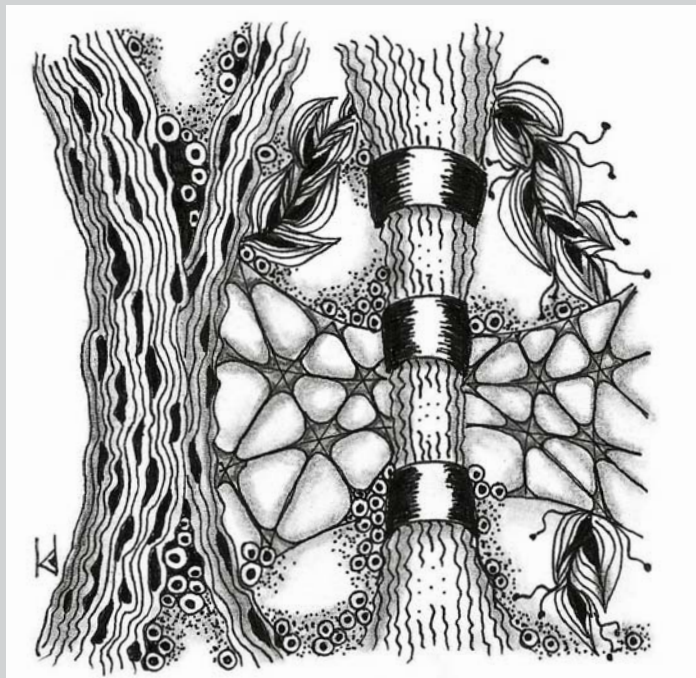
<003> Stefanie von Hoesslin



<004> Stefanie von Hoesslin



<005> Stefanie von Hoesslin




<006> Kimberley Dragone Barcello



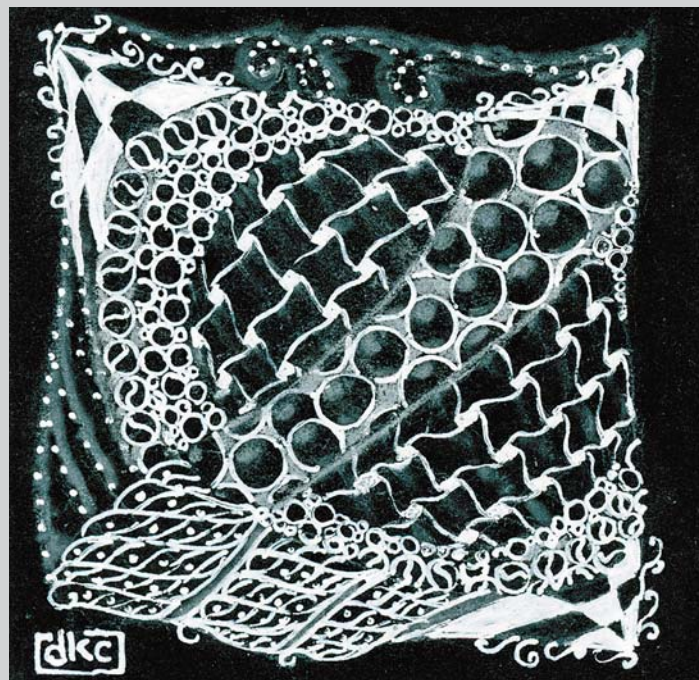
<007> P. J. Waldrop




<008> Marta Drennon, CZT




<009> Darlene Cranna




<010> Darlene Cranna




<011> Darlene Cranna



<012> Darlene Cranna




<013> Darlene Cranna




<014> Sue Clark, CZT




<015> Opal Carew




<016> Bette Abdu




<017> Trisha Rice, CZT



<018> Bette Abdu



<019> Bette Abdu



<020> Beckah Krahula




<021> Marty Deckel



<022> Drew Emborsky



<023> Trisha Rice, CZT



<024> Trisha Rice, CZT



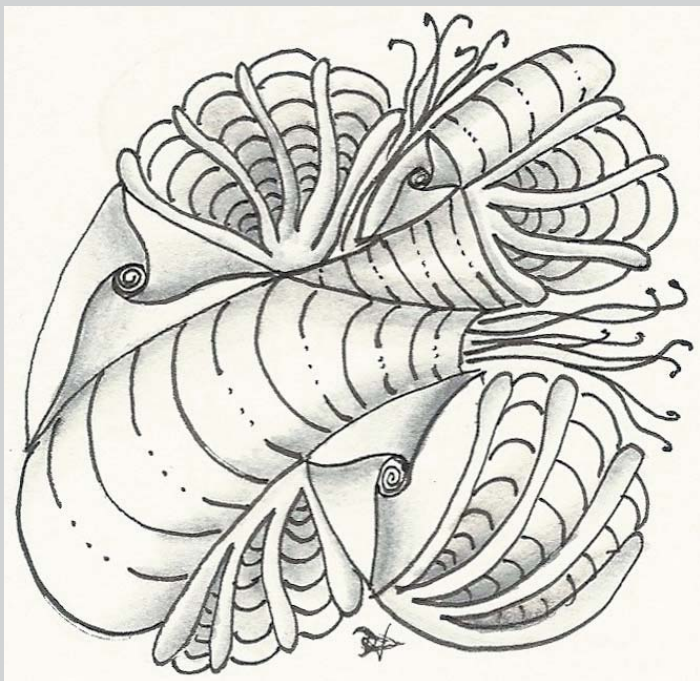
<025> Trisha Rice, CZT



<026> Marty Deckel



<027> Drew Emborsky



<028> Drew Emborsky



<029> Drew Emborsky



<030> Marty Deckel



<031> Dawn Meisch



<032> Valorie Cox




<033> Valorie Cox




<034> Tatiana Panfilova



<035> Tatiana Panfilova




<036> Tatiana Panfilova



<037> Mary Jane Holcroft



<038> Mary Jane Holcroft




<039> Mary Jane Holcroft




<040> Mary Jane Holcroft



<041> Sandra Chatelain, CZT




<042> Brenda Boyd




<043> Brenda Boyd




<044> Sandra Chatelain, CZT




<045> Cari Camarra, CZT




<046> Cari Camarra, CZT




<047> Cari Camarra, CZT




<048> Cris Letourneau, CZT



<049> Judy Lehman



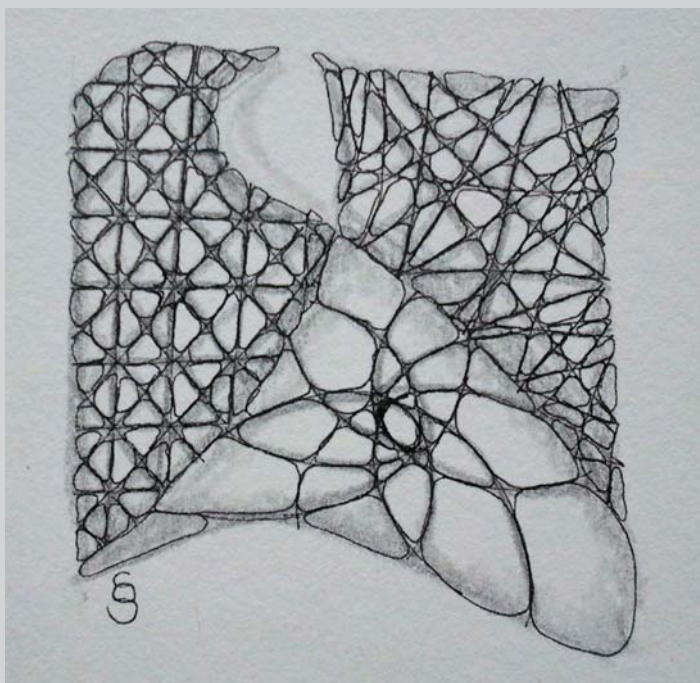
<050> Brenda Boyd



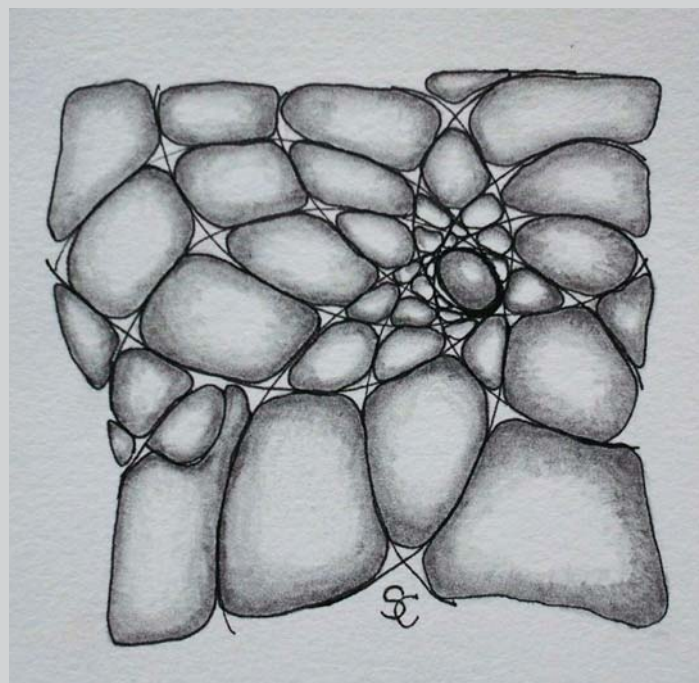
<051> Mary Bartrop




<052> Mary Bartrop




<053> Sandra Chatelain, CZT




<054> Sandra Chatelain, CZT



<055> Mary Bartrop






<056> Kimberley Dragone Barcello



<057> Beckah Krahula



<058> Trisha Rice, CZT



TWO

Style and the Tangle

The pieces in this chapter are mostly in the achromatic color scheme but are done on larger and diverse forms of drawing papers. These larger pieces give the artist the opportunity to let their personal style come out in their art as they put their individual expressive touch to familiar tangles.

<Top Left> Judy West

<Top Right> Daniel McElrath

<Bottom Left> David Nelson

<Bottom Right> Cari Camarra, CZT



<059> Beckah Krahula



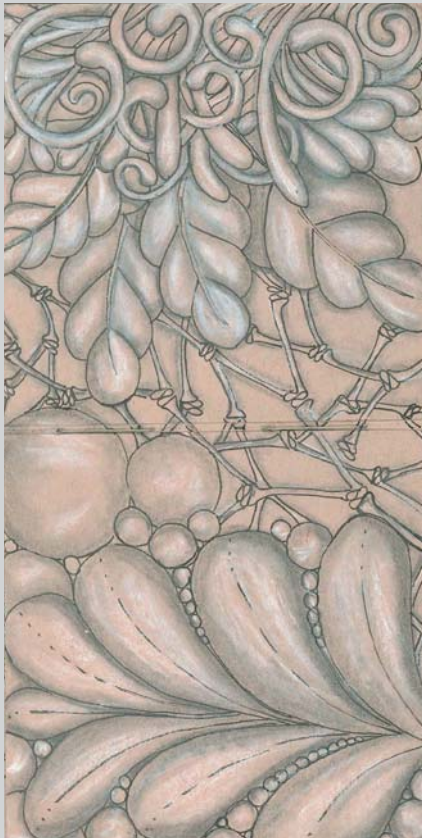
<060> Beckah Krahula



<061> Beckah Krahula




<062> Beckah Krahula




<063> Beckah Krahula



<064> Beckah Krahula




<065> Beckah Krahula




<066> Susan Cirigliano



<067> Carol Caputo




<068> Susan Singer




<069> Nancy Smith




<070> Jody Halferty

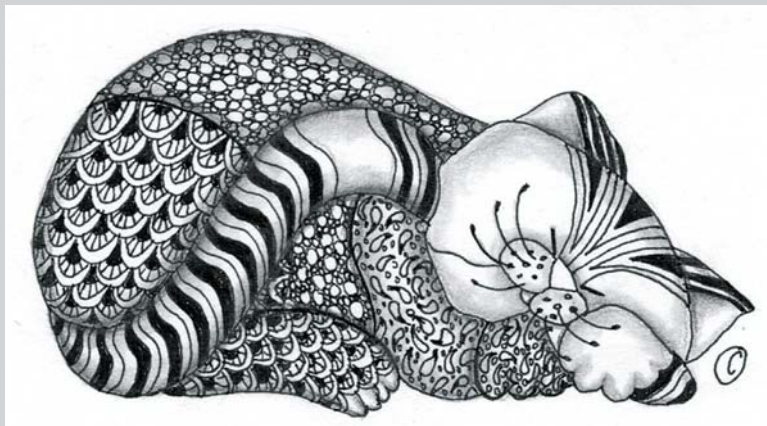


<071> Susan Cirigliano





<073> Sampada Kodagali Agarwal



<074> Opal Carew



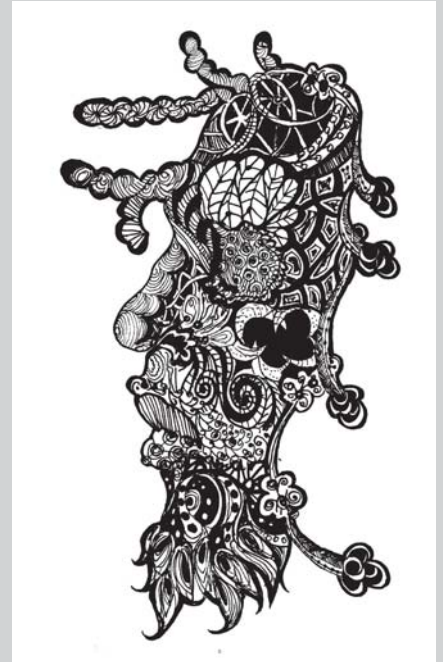
<075> Arlene Clancy



<076> Sharla R. Hicks, CZT



<077> Sharla R. Hicks, CZT




<078> Alphonso Dunn




<079> Alice Hendon




<080> Cindy Shepard




<081> Marty Deckel




<082> Opal Carew



<083> Opal Carew



<084> Pamela Lisak



<085> Pamela Lisak



<086> Pamela Lisak




<087> Brenda Boyd



<088> Brenda Boyd



<089> Sandra Chatelain



<090> Julie Evans, CZT




<091> Sacil Armstrong



<092> Nancy Smith



<093> Nancy Smith



<094> Cindy Shepard



<095> Courtney Hurst-Windham



<096> Susan Cirigliano




<097> Arlene Clancy




<098> Arlene Clancy




<099> Susan Cirigliano




<100> Susan Cirigliano




<101> Susan Cirigliano



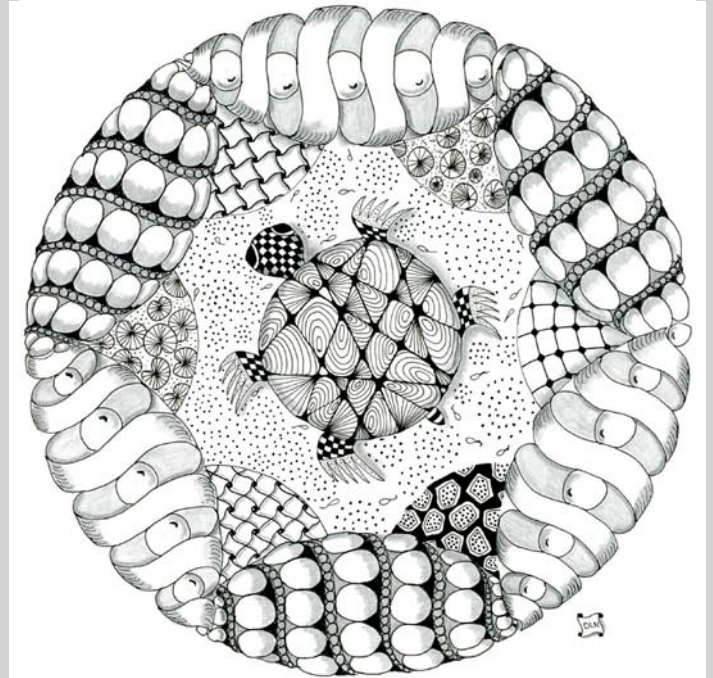
<102> Cindy Shepard



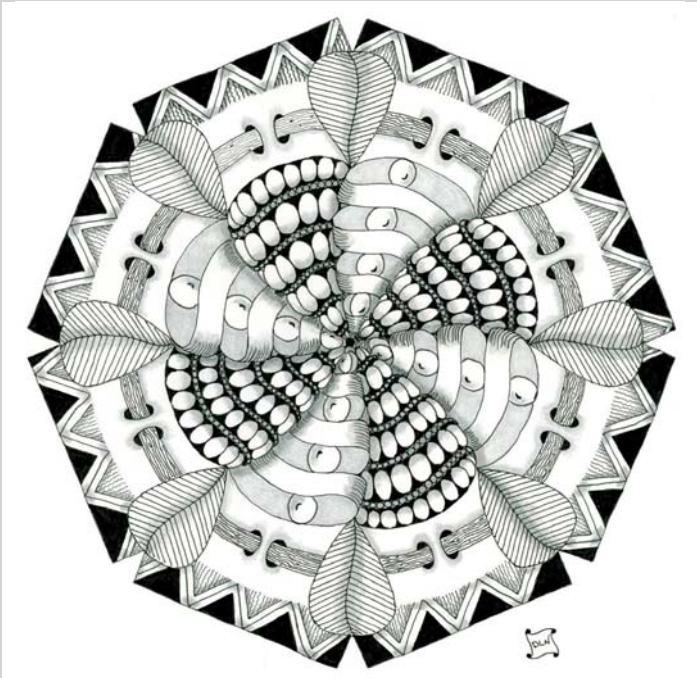
<103> Susan Cirigliano




<104> David Nelson




<105> David Nelson



<106> David Nelson



<107> David Nelson



<108> Daniel McElrath



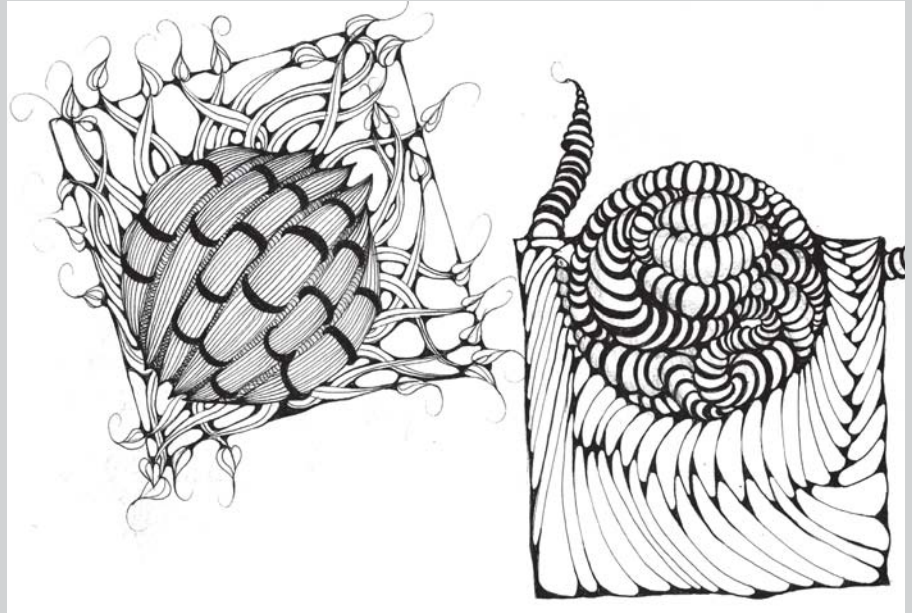
<109> Arlene Clancy




<110> Arlene Clancy
Mar. 28/13.




<111> Lyn Phillips



<112> Susan Cirigliano



<113> Daniel McElrath




<114> Cindy Shepard




<115> Bette Abdu



<116> Bette Abdu



<117> Arlene Clancy



<118> Opal Carew



<119> Michele Beauchamp




<120> Cris Letourneau, CZT




<121> Cris Letourneau, CZT



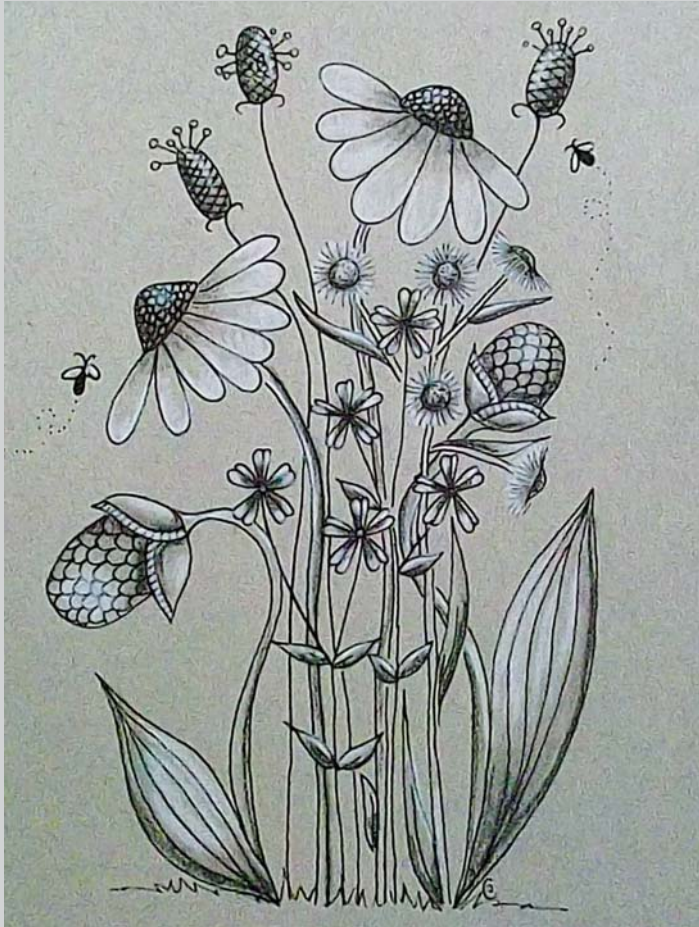
<122> Cris Letourneau, CZT




<123> Susan Cirigliano




<124> Josh Oakley




<125> Cari Camarra, CZT



<126> Mary T. Kissel, CZT




<127> David Nelson




<128> Drew Emborsky




<129> Drew Emborsky



<130> David Nelson




DLN



<132> Jody Halferty



<133> Beckah Krahula




<134> Jill K. Kuhn




<135> Sean W. Morris



<136> Tatiana Panfilova



<137> Brenda Shaver Shahin, CZT



<138> Wayne Harlow, CZT



<139> Tara Medrano



<140> Lyn Phillips



<141> Lyn Phillips



<142> Lyn Phillips




<143> Lyn Phillips



<144> Wayne Harlow, CZT




<145> Cris Letourneau, CZT

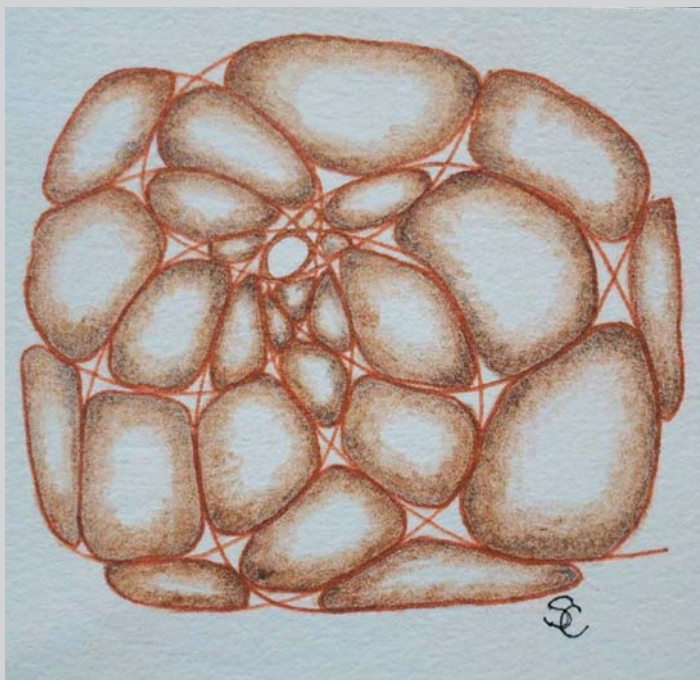


<146> Cris Letourneau, CZT



<147> Sandra Chatelain, CZT







<149> Sandra Chatelain, CZT



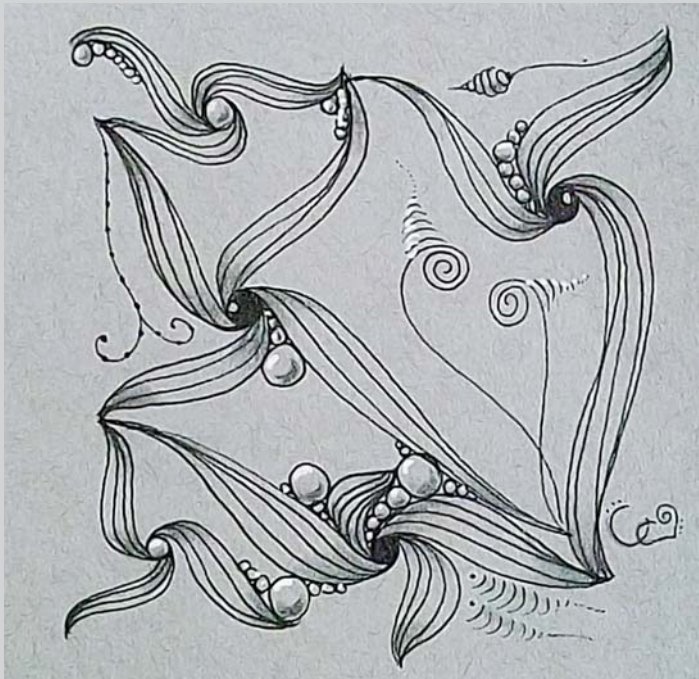
<150> Marty Decker



<151> Mary Bartrop




<152> Cari Camarra, CZT



<153> Cari Camarra, CZT




<155> Marty Deckel



<154> Pamela Lisak




<156> Sacil Armstrong



<157> Judy Lehman



<158> Judy Lehman




<159> Judy Lehman



<160> Michele Beauchamp



<161> Tatiana Panfilova



<162> Mara Gross



<163> Cari Camarram, CZT



<164> Sadelle Wiltshire, CZT



<165> Ellen Paulson



<166> Arlene Clancy



<167> Dawn Meisch




<168> Jody Halferty



<169> Carolyn Boettner




<170> Tatiana Panfilova



<171> Sadelle Wiltshire, CZT



<172> Tara Medrano



<173> Tara Medrano



<174> Tara Medrano




<175> Tara Medrano



<176> Tara Medrano



<177> Tara Medrano



<178> Faith Cohen



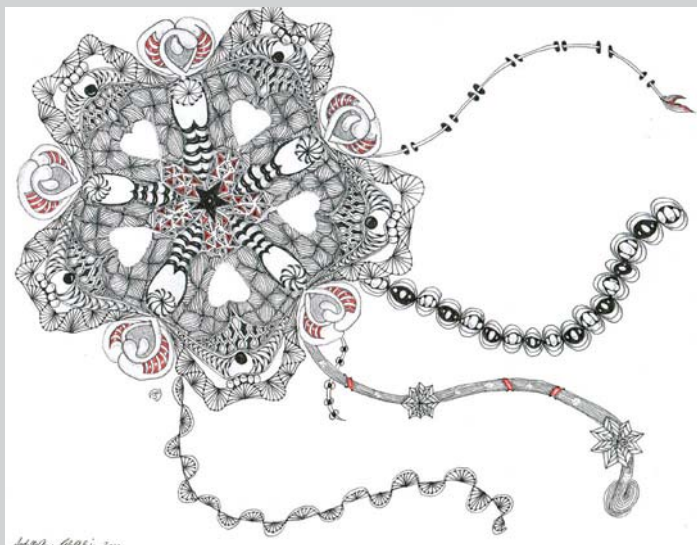
<179> Tara Medrano




<180> Valorie Cox



<181> Faith Cohen



<182> Sadelle Wiltshire, CZT



<183> Marta Harvey




<184> Faith Cohen




<185> Faith Cohen




<186> Jill K. Kuhn



<187> Heather Jackson



<188> Heather Jackson




<189> Tatiana Panfilova



<190> Tatiana Panfilova



<191> Davilla Harding




<192> Mary T. Kissel, CZT



<193> Mary T. Kissel



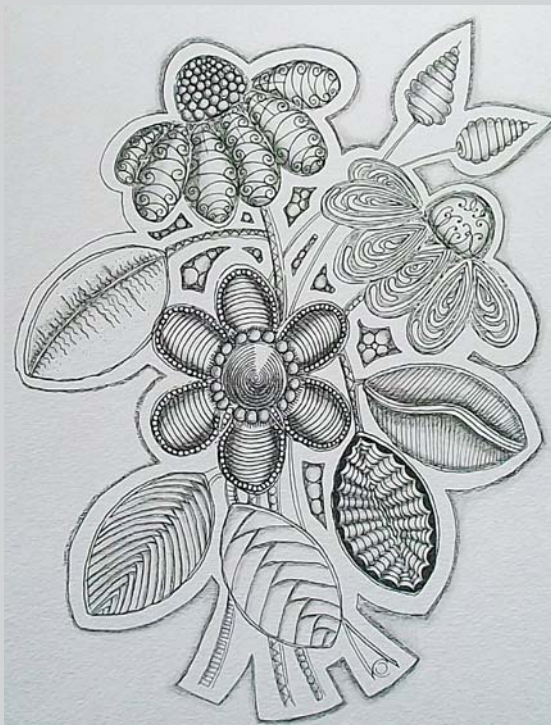
<194> Mary Bartrop



<195> Tatiana Panfilova



<196> Jill K. Kuhn



<197> Cari Camarra, CZT



<198> Davilla Harding



<199> Pamela Lisak



<200> Mary Bartrop



<201> Laurel Sponseller



THREE

Zentangle-Inspired Art (ZIA)

Passionate tangles, from beginners to seasoned artists, soon begin to take their tangles off the tile and into their own world. By tangling a beautiful work of art to adorn themselves, their homes, or their neighborhoods, these artists started the art movement called Zentangled-inspired Art, or ZIAs. Welcome to the diverse and wide-open, beautiful world of ZIAs!

<Top Left> Genevieve Crabe

<Top Right> Suzanne McNeill

<Bottom Left> Laurel Sponseller


<Bottom Right> Brenda Shaver Shahin, CZT



<202> Marty Deckel



<203> Genevieve Crabe



<204> Genevieve Crabe




<205> Dennie York



<206> Dennie York



<207> Julie Evans, CZT



<208> Sue Clark, CZT



<209> Sacil Armstrong



<210> Marty Deckel



<211> Laura Liu, CZT



<212> Sharla R. Hicks, CZT



<213> Sandra Chatelain



<214> Heather Jackson



<215> Laurel Sponseller



<216> Marta Drennon, CZT




<217> Laurel Sponseller



<218> Suzanne McNeill



<219> Lynn Soban



<220> Tatiana Panfilova



<221> Michele Beauchamp



<222> Tatiana Panfilova



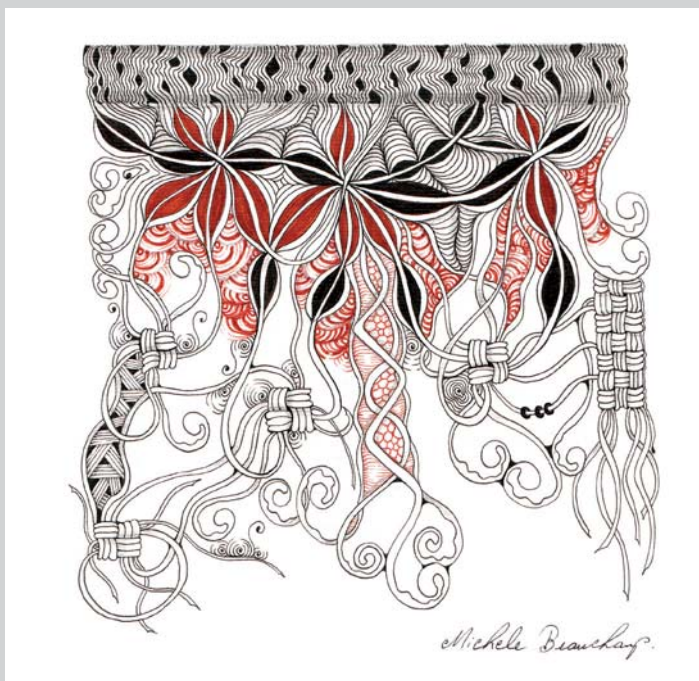
<223> Marty Deckel




<224> Beckah Krahula



<225> Jane Reiter



<226> Michele Beauchamp



<227> Michele Beauchamp



<228> Emily Wong




<229> Emily Wong



<230> Marlene Slobin



<231> Julie Evans, CZT



<232> Bette Abdu



<233> Suzanne McNeill



<234> Laurel Sponseller




<235> Lisa Bias




<236> Lisa Bias




<237> Sharla R. Hicks, CZT




<238> Vanessa Adao




<239> Vanessa Adao



<240> Vanessa Adao



<241> Vanessa Adao



<242> Vanessa Adao



<243> Kimberley Dragone Barcello



<244> Kimberley Dragone Barcello



<245> Kimberley Dragone Barcello



<246> Kimberley Dragone Barcello



<247> Susan Singer




<248> Dorian Eng



<249> Stefan G. Bucher



<250> Tara Medrano



<251> Tatiana Panfilova




<252> Stefan G. Bucher



<253> Laurel Sponseller




<254> Carol Caputo




<256> Magdalena S. Muldoon



<255> Tara Medrano



<257> Carol Caputo



<258> Brenda Shaver Shahrin, CZT



<259> Stefan G. Bucher



<260> Tatiana Panfilova



<261> Valorie Cox




<262> Suzanne McNeill



<263> Magdalena S. Muldoon



<264> Marty Deckel



<265> Sampada Kodagali Agarwal



<266> Magdalena S. Muldoon



<267> Laurel Sponseller



<268> Kimberley Dragone Barcello



<269> Judy West



<270> Carol Caputo




<271> Laurel Sponseller



<272> Laurel Sponseller



<273> Laurel Sponseller



<274> Stefan G. Bucher



<275> Cari Camarra, CZT



<276> Brenda Shaver Shahin, CZT



<277> Marty Deckel



<279> Kimberley Dragone Barcello



<278> Cari Camarra, CZT



<280> Sean W. Morris



FOUR

Mixed-Media ZIAs

Mixed-media ZIAs are Zentangled-inspired art pieces that are created using several art mediums that are typically used alone. For example, a piece could have been created from paint, ink, and graphite on paper or a collage on canvas with ink and paint. The artist uses these combined mediums to create a unique design that draws the viewer in.

<Top Left> Carolyn Boettner


<Top Right> Davilla Harding

<Bottom Left> Susan Cirigliano

<Bottom Right> Ellen Paulson




<281> Mary Jane Holcroft




<282> Marta Harvey



<283> Carolyn Boettner



<284> Marta Harvey



<285> Cris Letourneau, CZT



<286> Cris Letourneau, CZT



<287> Alice Hendon



<288> Cris Letourneau, CZT



<289> Stacy Klawunn




<290> Susan Cirigliano



<291> Susan Cirigliano



<292> Stacy Klawunn



<294> Susan Cirigliano




<293> Susan Cirigliano



<295> Susan Cirigliano



<296> Susan Cirigliano



<297> Caren Mlot, CZT



<298> Mary Jane Holcroft



<299> Robin D. Beam



<300> Kenneth Trevino




<301> Carolyn Boettner





<303> Valnoir, Metastasis Studio



<304> Valnoir, Metastasis Studio




<305> Valnoir, Metastasis Studio



<306> Jane Reiter



<307> Valnoir, Metastasis Studio



<308> Keren Kroul



<309> Keren Kroul



<310> Josh Oakley



<311> Mary Jane Holcroft




<312> Marta Drennon, CZT



<313> Marta Drennon, CZT



<315> Marta Drennon, CZT



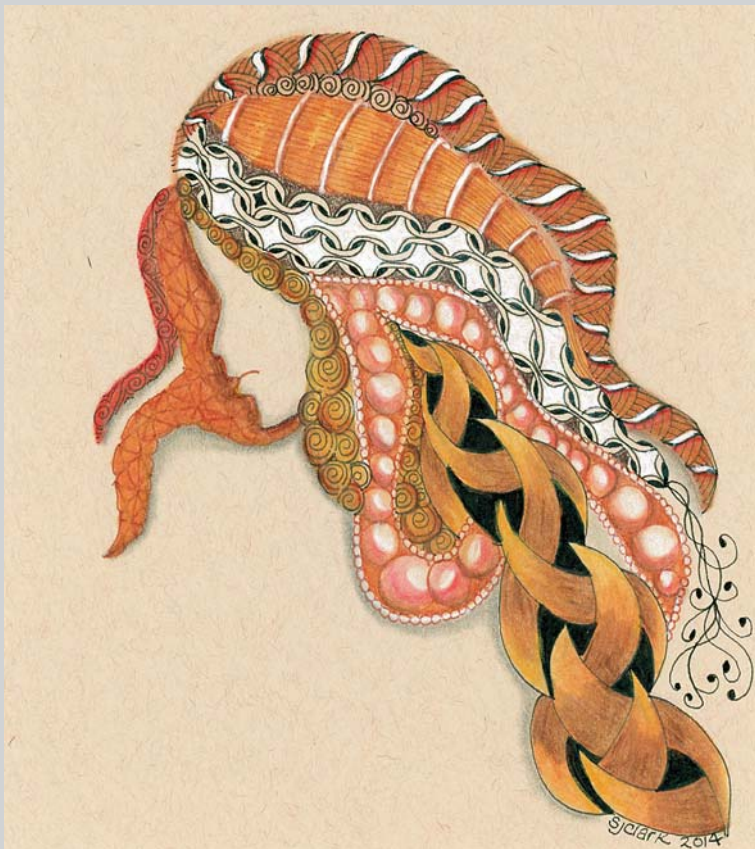
<314> Tara Medrano



<316> Marta Drennon, CZT



<317> Wayne Harlow, CZT



<318> Sue Clark, CZT



<319> Judy Lehman



<320> Alice Hendon



<321> Wayne Harlow, CZT



<322> Robin D. Beam




<323> Tara Medrano




<324> Judy Lehman



<325> Marty Deckel



<326> Marty Deckel



<327> Susan Singer



<328> Sandra Chatelain, CZT




<329> Valorie Cox



<330> Sandra Chatelain, CZT



<331> Cari Camarra, CZT



<332> Mara Gross




<333> Darlene Cranna



<334> Darlene Cranna



<335> Darlene Cranna



<336> Valorie Cox



<337> Sean W. Morris



<338> Darlene Cranna



<339> Alice Hendon



<340> Darlene Cranna



<341> Valorie Cox




<342> BeSo



<344> Susan Cirigliano




<343> Susan Cirigliano



<345> Cari Camarra, CZT




<346> Ellen Paulson



<348> Ellen Paulson



<347> Kimberley Dragone Barcello



<349> Courtney Hurst-Windham



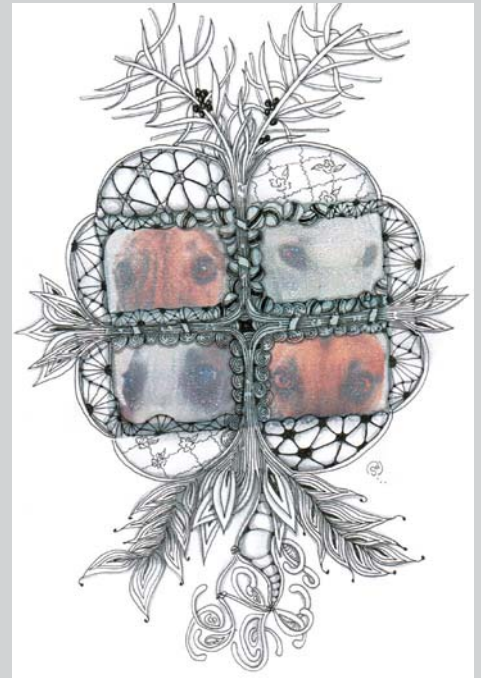
<350> Robin D. Beam



<351> Alice Hendon



<352> Sandra Chatelain, CZT



<353> Sadelle Wiltshire, CZT



<354> Cari Camarra, CZT



<355> Judy Lehman



<356> Judy Lehman



<357> Judy Lehman




<358> Sandra Chatelain, CZT



<359> Laurel Sponseller



<360> Tatiana Panfilova



<361> Cindy Shepard



<362> Laurel Sponseller



<363> Alice Hendon




<365> Carolyn Boettner




<364> Sharla R. Hicks, CZT




<366> Alice Hendon



<367> Mary T. Kissel, CZT



<368> Alice Hendon



<369> Alice Hendon




<370> Susan Singer



<371> Emily Wong



<372> Davilla Harding



<373> Sadelle Wiltshire, CZT



<374> Marta Harvey



<375> Pat Tracz



<376> Jody Halferty



<377> Sandra Chatelain, CZT




<378> Alice Hendon



<379> Gailene McGhee St. Amand



<380> Gailene McGhee St. Amand



<381> Susan Singer



<382> Susan Singer




<383> Wayne Harlow, CZT




<384> Carolyn Boettner



<385> Cris Letourneau, CZT



<386> Davilla Harding




<387> Susan Singer, CZT



<389> Ellen Paulson



<388> Sadelle Wiltshire, CZT



<390> Sandra Chatelain, CZT



<391> Ellen Paulson



<392> Ellen Paulson



<393> Sadelle Wiltshire, CZT




<394> Ellen Paulson



<395> Ellen Paulson



<397> Ellen Paulson



<396> Sadelle Wiltshire, CZT



<398> Ellen Paulson



<399> Marta Harvey



<400> Marta Drennon, CZT





<401> Carolyn Boettner



<402> Ellen Paulson



<403> Ellen Paulson



FIVE

Fiber and Textile ZIAs

Fiber and textile artists have been creating for our bodies and our homes throughout history. Whether the artist is creating unique graphics on an existing garment or creating the graphics on fabric to be sewn into an heirloom quilt, a one-of-a-kind piece of art has been created.

<Top Left> Candice D. Cox Blann

<Top Right> Dorian Eng

<Bottom Left> Patricia Carney

<Bottom Right> Nancy Smith



<404> Dorian Eng



<405> Dorian Eng



<406> Dorian Eng



<407> Dorian Eng



<408> Dorian Eng



<409> Bette Abdu



<410> Dorian Eng




<411> Bette Abdu



<412> Bette Abdu



<413> Sacil Armstrong



<414> Bette Abdu



<415> Scott D. Griffin



<416> Sacil Armstrong



<417> Pam Damour



<418> Pam Damour



<419> Pam Damour



<420> Pam Damour



<421> Pam Damour




<422> Pam Damour



<423> Pam Damour



<424> Pam Damour



<426> Nancy Smith



<425> Candice D. Cox Blann



<427> Candice D. Cox Blann



<428> Pam Damour



<430> Pam Damour



<429> Pam Damour



<431> Pam Damour




<432> Pam Damour



<433> Sampada Kodagali Agarwal



<434> Sampada Kodagali Agarwal



<435> Barb Round, CZT



<437> Pam Damour



<436> Barb Round, CZT



<438> Pam Damour



<439> Louise Stromstedt



<440> Sampada Kodagali Agarwal



<441> Karla Strauss



<442> Patricia Carney



<443> Patricia Carney




<444> Patricia Carney



<445> Marlene Slobin



<446> Nancy Smith



SIX

ZIAs in Sculpture

Tangles take on a 3-D form in this chapter as they are brought to new dimensions. Sculptures wearing tangles created from thousands of seed beads or clay canes ignite the senses. The art created on furniture and common household items suddenly transforms these items into whimsical, bold masterpieces.

<Top Left> Jan Huling

<Top Right> Jean T. I. Colbear

<Bottom Left> Suzanne McNeill

<Bottom Right> Patricia Carney



<447> Patsy Monk




<448> Marie Segal



<449> Marie Segal



<450> Marie Segal



<451> Jean T. I. Colbear



<452> Marie Segal



<453> Marie Segal



<454> Marie Segal



<455> Patricia Carney



<456> Marty Deckel



<457> Jean T. I. Colbear



<458> Jean T. I. Colbear



<459> Jean T. I. Colbear



<460> Jean T. I. Colbear




<461> Dorian Eng



<462> Judith Rae Shamp



<463> Judith Rae Shamp



<464> Judith Rae Shamp



<465> Judith Rae Shamp



<466> Judith Rae Shamp



<467> Judith Rae Shamp



<468> Judith Rae Shamp




<469> Judith Rae Shamp



<470> Sean W. Morris




<471> Stefan G. Bucher



<472> Kathryn Jacoby



<473> Tina Goodrich



<474> Kathryn Jacoby



<475> Opal Carew



<476> Stefan G. Bucher



<477> Jan Huling



<478> Sampada Kodagali Agarwal




<479> Suzanne McNeill



<480> Jan Huling



<481> Nancy Smith



<482> Jan Huling



<483> E. J. Brown, CZT



<484> Barbaras Round, CZT



<486> Judith Rae Shamp



<485> Judith Rae Shamp



<487> Barb Round, CZT



<488> Magdalena S. Muldoon




<489> Magdalena S. Muldoon




<490> Jody Halferty



<491> Tina Goodrich



<492> Jean T. I. Colbear



<493> Jean T. I. Colbear



<494> Tina Goodrich



<495> Patricia Carney




<496> Patricia Carney



<497> Judith Rae Shamp




<498> Judith Rae Shamp



<499> Sandra Chatelain, CZT



<500> Sandra Chatelain, CZT



Artist Directory

Alice Hendon

www.thecreatorsleaf.blogspot.com
079, 287, 320, 339, 351, 363, 366,
368, 369, 378

Alphonso Dunn

www.alphonsodunn.com
078

Arlene Clancy

075, 097, 098, 109, 110, 117, 166

Barb Round, CZT

<http://barbroundczt.weebly.com>
435, 436, 484, 487

Beckah Krahula, CZT

<http://beckahkrahula.com>
020, 057, 059-065, 133, 224

BeSo

www.rawartists.org/besoart
342

Bette Abdu

www.TangleClubHouse.com
016, 018, 019, 115, 116, 232, 409,
411, 412, 414

Brenda Boyd

042, 043, 050, 087, 088

Brenda Shaver Shahin, CZT

www.brendashaver.com
137, 258, 276

Candice D. Cox Blann

425, 427

Caren Mlot, CZT

www.metastasis.com
297

Cari Camarra, CZT

045-047, 125, 152, 153, 163, 197,
275, 278, 331, 345, 354

Carol Caputo

www.carolcaputo.com
067, 254, 257, 270

Carolyn Boettner

www.2ndstorystudiodesigns.com
169, 283, 301, 365, 384, 401

Cindy Shepard

<http://cyndali.blogspot.com>
080, 094, 102, 114, 361

Courtney Hurst-Windham

<http://courtneywindhamdesign.com>
095, 349

Cris Letourneau, CZT

<http://TangledUpInArt.com>
048, 120-122, 145, 146, 285, 286,
288, 385

Daniel McElrath

108, 113

Darlene Cranna

www.darlenecranna.com
009-013, 333-335, 338, 340

David Nelson

104-107, 127, 130, 131

Davilla Harding

<http://artworksbydavilla.com>
191, 198, 372, 386

Dawn Meisch

<http://onceuponatangle.com>
031, 167

Dennie York

www.dentangles.com
205, 206

Dorian Eng

LittleBitOfHeart.com
248, 404-408, 410, 461

Drew Emborsky

<http://drewemborsky.com>
022, 027-029, 128, 129

E. J. Brown, CZT

www.ArtOffWindsor.com
483

Ellen Paulson

www.Etsy.com/shop/EllenPaulsonArtist
165, 346, 348, 389, 391, 392, 394, 395,
397, 398, 402, 403

<Top Left> Mary Bartrop

<Top Right> Faith Cohen

<Bottom Left> Faith Cohen

<Bottom Right> Opal Carew

Emily Wong

www.emmywong.com
228, 229, 371

Faith Cohen

www.tangleburst.com
177, 181, 184, 185

Gailene McGhee St. Amand

http://MimiBoutique.esty.com
379, 380

Genevieve Crabe

www.amarylliscreations.com
203, 204

Heather Jackson

187, 188, 214

Holly J. Williams

http://TangleYourBliss.blogspot.com
148

Jan Huling

www.janhuling.com
477, 480, 482

Jane Reiter

tanglewrangler.wordpress.com
225, 306

Jean T. I. Colbear

451, 457-460, 492, 493

Jill K. Kuhn

134, 186, 196

Jody Halferty

http://jodyhalferty.com
070, 132, 168, 376, 490

Josh Oakley

http://weatherctrl.com
124, 310

Judith Rae Shamp

462-469, 485, 486, 497, 498

Judy Lehman

049, 157-159, 319, 324, 355-357

Judy West

www.creativeDoodlingWithJudy.
blogspot.com.au
072, 269

Julie Evans, CZT

http://kalacreative.com
090, 207, 231

Karla Strauss

441

Kathryn Jacoby

www.crafterdays.blogspot.com
472, 474

Kenneth Trevino

http://kengraf.wordpress.com
300

Keren Kroul

www.kerenkroul.com
308, 309

Kimberley Dragone Barcello

006, 056, 243-246, 268, 279, 347

Laura Liu, CZT

211

Laurel Sponseller

201, 215, 217, 234, 253, 267,
271-273, 359, 362

Lisa Bias

235, 236

Louise Stromstedt

439

Lyn Phillips

111, 140-143

Lynn Soban

219

Magdalena S. Muldoon

www.mercartusa.com
256, 263, 266, 488, 489

Mara Gross

http://maragrossceramics.com
162, 332

Marie Segal

http://Mariesegal.etsy.com
448-450, 452-454

Marlene Slobin

230, 445

Marta Drennon, CZT

https://www.etsy.com/shop/
HomeRoadStudio?ref=search_shop_
redirect
008, 216, 312, 313, 315, 316, 400

Marta Harvey

http://martaharveyart.blogspot.com
183, 282, 284, 302, 374, 399

Marty Deckel

021, 026, 030, 081, 150, 155, 202,
210, 223, 264, 277, 325, 326, 456

Mary Bartrop

http://TropiTangle.com
051, 052, 055, 151, 194, 200

Mary Jane Holcroft

www.behance.net/janeholcroft
037-040, 281, 298, 311

Mary T. Kissel, CZT

<http://tanglegami.blogspot.com>
126, 192, 193, 367

Michele Beauchamp

<http://shellybeauchamp.blogspot.com>
119, 160, 221, 226, 227

Nancy Smith

<http://bloomhandmadeart.com>
069, 092, 093, 426, 446, 481

Opal Carew

www.opalcarew.com
zentangle.php
015, 074, 082, 083, 118, 475

Pam Damour

www.pamdamour.com
417-424, 428-432, 437, 438

Pamela Lisak

084-086, 154, 199

Pat Tracz

375

Patricia Carney

<http://patriciacarney.com>
442-444, 455, 495, 496

Patsy Monk

<http://monkink.com>
447

P. J. Waldrop

<http://Pjwaldropstudios.blogspot.com>
007

Robin D. Beam

299, 322, 350

Sacil Armstrong

www.mycreativemischief.com
091, 156, 209, 413, 416

Sadelle Wiltshire, CZT

www.tanglevermont.com
164, 171, 182, 353, 373, 388,
393, 396

Sampada Kodagali Agarwal

www.joytotangle.com
073, 265, 433, 434, 440, 478

Sandra Chatelain, CZT

<http://laughingorchidstudio.com>
041, 044, 053, 054, 089, 147, 149, 213,
328, 330, 352, 358, 377, 390, 499, 500

Scott D. Griffin

<https://keptinstitches.wordpress.com>
415

Sean W. Morris

135, 280, 337, 470

Sharla R. Hicks, CZT

<http://sharlahicks.com>
076, 077, 212, 237, 364

Stacy Klawunn

289, 292

Stefan G. Bucher

<http://344lovesyou.com>
249, 252, 259, 274, 471, 476

Stefanie von Hoesslin

www.kommunikationsgarage.de
001-005, 014

Sue Clark, CZT

www.tangledinkart.blogspot.com
208, 318

Susan Cirigliano

066, 071, 096, 099-101, 103, 112, 123,
290, 291, 293-296, 343, 344

Susan Singer, CZT

www.susansinger.com
068, 247, 327, 370, 381, 382, 387

Suzanne McNeill

<http://SparksStudioArt.com>
218, 233, 262, 479

Tara Medrano

www.facebook.com/TheWaywardSpirit
RubberStamps
139, 172-177, 179, 250, 255, 314, 323

Tatiana Panfilova

034-036, 136, 161, 170, 189, 190,
195, 220, 222, 251, 260, 360

Tina Goodrich

<http://Handmademom.etsy.com>
473, 491, 494

Trisha Rice, CZT

www.texastangling.com
017, 023-025, 058

Valnoir, Metastasis Studio

www.metastasis.com
303-305, 307

Valorie Cox

www.valcox.com
032, 033, 180, 261, 329, 336, 341

Vanessa Adao

<http://vanessaadao.com>
238-242

Wayne Harlow, CZT

www.dreamweaverstencils.com
138, 144, 317, 321, 383

About the Author

Beckah Krahula is the author of the best-selling book, *One Zentangle a Day* and the kit, *Tangle Art: A Meditative Drawing Kit*, [Quarry Books]. She is an artist, designer, developer, a maker, and a CZT. Information on her innovative art, products, ideas, tips, class schedules, and online classes can be found at www.Beckahkrahula.com. She has taught nationally and internationally since 1996. Follow her passion for art, her tangled journey, interviews with some of the artists from this book, and many tips and techniques on her blog.

Acknowledgments

Thank you to all the artists who contributed their artwork to this beautiful compilation of tangled art. Their talent and work inspires us all.

To Linda and Opie O'Brien, thank you for introducing me to Quarto Publishing Group and encouraging me through the writing process.

Thanks to my editor, Mary Ann Hall, and project manager, Betsy Gammons, who guide me through with insight, grace, direction, and wisdom, and are always a delight to work with.


To the staff at Quarry Books, especially Cora for her eagle-eye attention to detail and to all who bring their dedication, insight, and talent to this project.



Become inspired by this vast collection of meditative drawings created from tangles! *500 Tangled Artworks*, curated by Beckah Krahula, author of the best-selling book, *One Zentangle a Day*, is the first book to feature a large and wide-ranging collection of exciting, beautiful, and experimental drawings. Tangles, a repetitive pattern used in a meditative art form called Zentangle®, are showing up all over the

world in drawings, paintings, and many forms of mixed-media art. With an introduction and history of this zen art form, *500 Tangled Artworks* shares basic techniques and features a cutting-edge collection of the latest and greatest drawings from this contemporary movement. After seeing this amazing assortment of art, it will be easier than ever to start tangling on your own!


Also Available:



One Zentangle a Day
978-1-59253-811-9



Tangle Art: A Meditative Drawing Kit
978-1-59253-889-8



Fearless Drawing
978-1-59253-916-1

Crafts



\$24.99 US
£15.99 UK
\$27.99 CAN

ISBN: 978-1-59253-993-2



52499
9 781592 539932

www.quarrybooks.com